




HOLBEACH
BANK ACADEMY



UNIVERSITY OF
LINCOLN

Year 1 Phonics Screening Check Information.

Holbeach Bank Academy
2026



What is the Phonics Screening Check ?

- The phonics screening check is a short assessment to confirm whether individual children have learnt phonics skills to read words to an appropriate standard.
- The check consists of 40 words, 20 real words and 20 non-words (alien words) that your child will be asked to read one on one with a teacher in school. Your child may have read some of the words before while others will be completely new.
- This check will identify the children who require extra help so that they can be given support to improve their reading skills. They will then be able to retake the check in Year 2 if they do not meet the required score.

Who is it for?

The screening check is a compulsory statutory requirement for all Year 1 children and Year 2 children who previously did not meet the standard of the check in Year 1.

When does it happen?

The check will be administered during the week commencing Monday 8th June 2026

How long does the check take?

Every child is different, but most children take between 4-9 minutes to complete the check although there is no time limit. If your child is struggling, the teacher will stop the check.

It will take place in a quiet area of the school.

m	a	s	d	t	i	Set 1 sounds
						
p	n	g	o	c	k	
						
u	b	f	e	l	h	
						
r	j	v	y	w	z	
						
x	ss	ff	ll	zz	ck	
						
sh	ch	th	qu	ng	nk	
						
ay	ee	igh	ow	oo	oo	Set 2 sounds
						
ar	or	air	ou	ir	oy	
						
kn	ph	wh	Sound mat			
						

Children learn all these sounds to read words.

ea	oi	ie	ue	a-e	i-e
					
o-e	u-e	e-e	are	ur	er
					
ow	ai	oa	ew	au	
					
ire	ure	ear	tion	cious	
					
			sion	tious	
					
					Set 3 sounds

Read Write Inc.
Phonics

Information for Parents:

**How to say
the sounds**

Ruth Miskin
Training



1.6

ship

— • •



To read the word we ask children to

- find the special friend - in this word it is sh
- Fred talk - say the sounds in the word sh i p
- Read the word

We ask the same with alien words

-find the special friends

- fred talk

-read the word



sheb



glight



ched



teb





















What does the check look like?

Please look at the resources and sample materials online and use these to help your child.

<https://www.gov.uk/government/publications/phonics-screening-check-2019-materials>



Examples of non-words (alien words):

reb 	vuss 	skap 	var 	flisp 
wup 	quop 	blorn 	slirt 	braint 
jub 	zook 	meft 	weaf 	scrid 
eps 	chack 	veems 	pobe 	splote 

Examples of real words:

chop	flat	twice	blast	delay
sing	skill	gloom	groans	modern
dart	gift	turn	spray	saucers
shock	coins	mode	strike	charming

How can I help my child at home?

Phonics works best when children are given plenty of encouragement and regular practise.

- Help your child to use 'Special friends' 'fred talk' to read words they are unsure of
- Practise reading sounds speedily
- Listen to your child read the storybook every day
- Watch the virtual classroom films together through the QR codes or web links sent