



Glen Class Term 5

Seasonal changes



Forest school

We will carry on exploring the area and talk about seasonal changes. We will also be taking our maths outdoors with some counting challenges and worm charming .



History/Geography

After finishing our farm topic we are moving onto how the local environment changes during the seasons. Are the seasons the same around the world.



Art and DT

.During our lessons this term we will look at the art created by Carl Warner. We will be drawing fruit and vegetables and also creating collages linking to the artists work.



Understanding the World/ Expressive Art and Design



Music

We will be exploring how to use our voices, to learn songs ready for a showcase at the end of term.

Some of the vocabulary we will be using this term.






Phonics

We will be consolidating our set 1 sounds including our special friends. We will continue to write words using our sound of the day and also simple sentences. We will also be reading simple passages from our Ditty stories.



at mad
sad dad



Maths

We will carry on counting amounts up to 10, linking numeral to quantity. We will be consolidating our number-bonds to 10 and recording these. We will be comparing amounts and talking about one more and one less. We will also start to look at doubling numbers.

Can you complete the pattern?
○ □ ○ □ ○ □

What shape comes next?
□ ○ □ ○ □ ○ □ ○ □ ○ □

Which picture would come next?
Which brick would come next in the pattern? Circle it.


Which bead would complete the pattern? Circle it.

1 2 3 4 5
6 7 8 9 10



Personal, Social and Emotional Development

We will learn how to make friends and resolve conflicts when they occur. How to make people feel part of a group and how to respect others. We will also learn what makes a good friend.



Reading

These are some of the fiction and non-fiction books we will be sharing in our Literacy and Topic sessions this term.



Physical Education

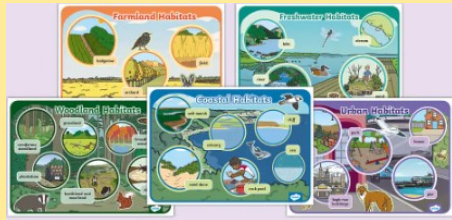

We will be using Real Pe to cover some more key skills. We will be concentrating on sending and receiving, reaction and response. We will also be taking part in some simple games.



Science

Our science this term is living things and their habitats.

We will be researching different habitats for plants and animals, we will also be planting some vegetables and look after our new plot.



Year 1 Maths


We will be consolidating our place value to 50 and count forwards and backwards to 100.

We will be looking at greater and less than, we will be partitioning numbers, using adding and subtracting. We will continue with our times tables in 2's, 5's and 10's. We will also be looking at dividing numbers.

Section 1 Put the numbers in order from the smallest to the largest. 5 3 4 7 [] [] [] []	Section 3 4 + 2 = [] 7 - 1 = [] 5 + 2 = []	Section 6 Tick the coin which adds to 7p. [] [] [] []
Section 2 Draw one more. How many altogether? [] [] [] [] [] [] [] [] [] []	Section 4 Break with 4 sticks. How many sticks are left? [] [] [] [] [] [] [] [] [] []	Section 7 Draw some faces. [] [] [] [] [] [] [] [] [] []
	Section 5 Group the beads in tens. How many groups are there? [] [] [] [] [] [] [] [] [] []	Section 8 6 - 2 = [] 8 - 3 = []

English

We will continue to use our active English symbols to help us within our lessons. We will be creating recounts, ordering stories, discussing characters and writing simple narratives.



Poem of the term

There's a Tiny Caterpillar On A Leaf
(Teach this as a spoken rhyme or choose your own tune)

There's a tiny caterpillar on a leaf,
Wiggle, wiggle!
There's a tiny caterpillar on a leaf,
Wiggle, wiggle!

He will eat the leaves around him till he's full,
Munch, munch!
He will eat the leaves around him till he's full,
Munch, munch!

He will eat the leaves around him, eat the leaves around him,
He will eat the leaves around him till he's full,
Munch, munch!

A chrysalis is what he's spinning for his home,
Spin, spin!
A chrysalis is what he's spinning for his home,
Spin, spin!

A chrysalis is what he's spinning, a chrysalis is what he's spinning,
A chrysalis is what he's spinning for his home,
Spin, spin!

He will be a butterfly and fly like this,
Flap, flap!
He will be a butterfly and fly like this,
Flap, flap!

He will be a butterfly, he will be a butterfly,
He will be a butterfly and fly like this,
Flap, flap!



Living books
Collect leaves or sticks of almost any shape, reading a story to bring it to life.

Reading

Equipment
A story book
An open book
Natural materials
Scrap or recycled materials

Activity
Choose a location that best suits the feel of your story, e.g. a garden area for 'The Hungry Caterpillar' or 'Peter Rabbit'. Read and act out at the location. Bring to life with sound effects, puppets, or even act in a role.

Background information
https://www.bbc.com/1/learning-zone/young-writers/2016/04/160401-reading-books

